



DITA – LED Spots für eine akzentuierte Objektbeleuchtung

LED Einbauspot 'DITA' - der Strahler für unterschiedliche Einbauten auf kleinstem Raum mit verschiedenen Lichtfarben und fast unbegrenzter Lebensdauer, als Akzentbeleuchtung in Möbeln, Regalen und Vitrinen.

Optimal zur Beleuchtung wärmeempfindlicher Bereiche und Produkte im Ladenbau oder in Bad, Küche und anderen Wohnbereichen.

Inklusive Power-LED mit 1W, 3W und 7W.



DDD035A



DDD035X



DDD045X

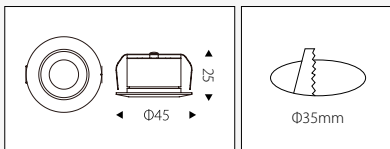


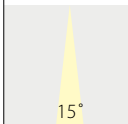
DDD055X


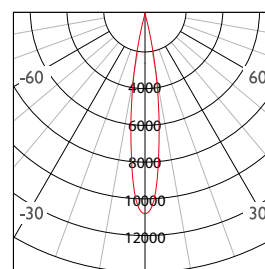
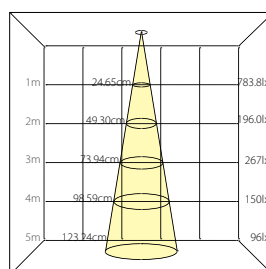
Technische Daten: LED Spot 'DITA DDD035A'



Artikelnummer	Gehäusefarbe	Lichtquelle	Leistung	Lichtfarbe	Abstrahlwinkel	Lichtstrom	Schutzklasse	CRI	Abmessungen	Cut Out
DDD035A	Titanium / Weiß	COB	1W	2700 / 3000 / 4000K	10° / 15°	66lm	IP20	Ra ≥ 90	Ø45 x 25mm	Ø35mm



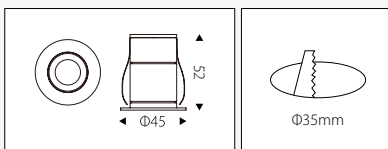
SMD 1W	h(m)	E(lx)	D(cm)
	1	783.8	24.65
	2	196.0	49.30
	3	87.09	73.94
	4	48.99	98.59
	5	31.35	123.24

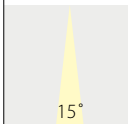



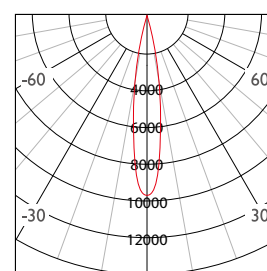
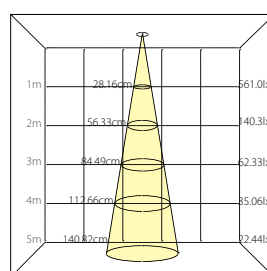
Technische Daten: LED Spot 'DITA DDD035X'



Artikelnummer	Gehäusefarbe	Lichtquelle	Leistung	Lichtfarbe	Abstrahlwinkel	Lichtstrom	Schutzklasse	CRI	Abmessungen	Cut Out
DDD035X	Titanium / Weiß	COB	1W	2700 / 3000 / 4000K	10° / 15°	66lm	IP20	Ra ≥ 90	Ø45 x 25mm	Ø35mm



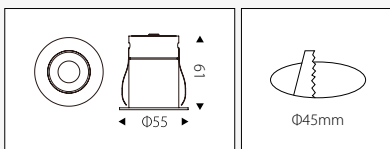
SMD 1W	h(m)	E(lx)	D(cm)
	1	561.0	28.16
	2	140.3	56.33
	3	62.33	84.49
	4	35.06	112.66
	5	22.44	140.82




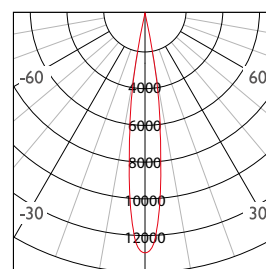
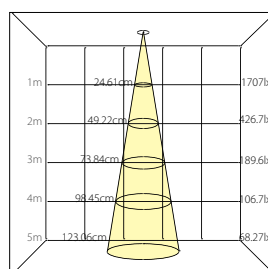
Technische Daten: LED Spot 'DITA DDD045X'



Artikelnummer	Gehäusefarbe	Lichtquelle	Leistung	Lichtfarbe	Abstrahlwinkel	Lichtstrom	Schutzklasse	CRI	Abmessungen	Cut Out
DDD045X	Titanium / Weiß	COB	3W	2700 / 3000 / 4000K	10° / 15°	175lm	IP20	Ra ≥ 90	Ø55 x 61mm	Ø45mm



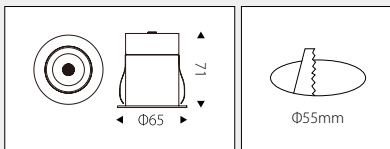
SMD 3W 15°	h(m)	E(lx)	D(cm)
	1	1707	24.61
2	426.7	49.22	
3	189.6	73.84	
4	106.7	98.45	
5	68.27	123.06	

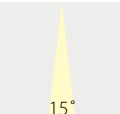



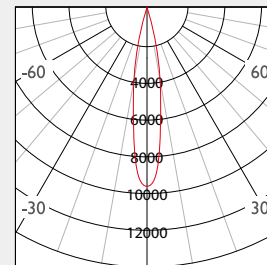
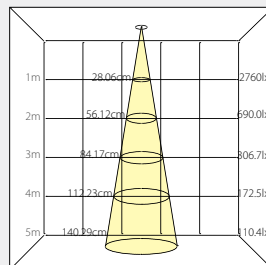
Technische Daten: LED Spot 'DITA DDD055X'





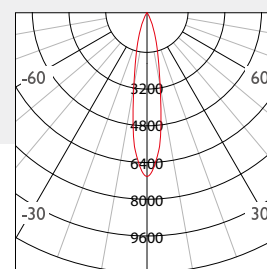
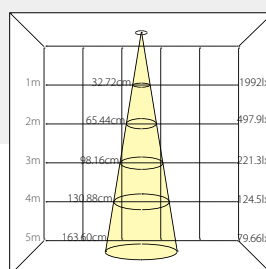
Artikelnummer	Gehäusefarbe	Lichtquelle	Leistung	Lichtfarbe	Abstrahlwinkel	Lichtstrom	Schutzklasse	CRI	Abmessungen	Cut Out
DDD055X	Titanium / Weiß	COB	7W	2700 / 3000 / 4000K	10° / 15°	357lm	IP20	Ra ≥ 90	Ø65 x 71mm	Ø55mm




SMD 7W	h(m)	E(lx)	D(cm)
	1	2760	28.06
	2	690.0	56.12
	3	306.7	84.17
	4	172.5	112.23
	5	110.4	140.29



SMD 7W	h(m)	E(lx)	D(cm)
	1	1992	32.72
	2	497.9	65.44
	3	221.3	98.16
	4	124.5	130.88
	5	79.66	163.60



SMD 7W	h(m)	E(lx)	D(cm)
	1	1012	56.60
	2	253.0	113.21
	3	112.4	169.81
	4	63.25	226.42
	5	40.48	283.02

